



XTR / PRO SERIES

MEET THE HEAVY-DUTY CHAMPIONS



WORK LIGHTS FOR ANY CONSTRUCTION VEHICLE

AIMING FOR PERFECTION

The **XTR series** consists of premium lights with an outstanding lifespan and light output of up to 7200 operational lumens. The Centaurus and Scorpius work lights in the XTR series come equipped with our revolutionary **QUAKE** dampening system, designed to withstand the harshest conditions. The XTR work lights are vibration resistant up to 20 Grms at 24-2000 Hz, taking protection against shock and vibration to a new level.

The Centaurus XTR is particularly useful for **bulldozers, mobile cranes and lighting masts**, while the Scorpius XTR is an excellent fit for a wide variety of construction vehicles like **articulated trucks, dump trucks, wheel dozers** and many more.

The XTR lights feature our revolutionary **QUAKE** dampening system, developed with construction and other extreme tasks in mind. When subjected to shock or vibration, the strategically placed **QUAKE** dampeners distribute the outside force evenly throughout the dampening system. This enables the work light to withstand even larger shocks and wider ranges of vibration, resulting in a longer-lasting light and less strain on the vehicle and dampening system itself.



Outstanding lifespan

Excellent vibration and shock resistance

Patented **QUAKE** dampening system

Operational light output of up to 7200 lm



Check out the XTR range!



Construction is a challenge – whether you're working in rural or urban environments, in harsh conditions or during dark hours. To help you conquer these challenges we have designed durable construction work lights for all machine types, ranging from small skid steer loaders to massive mobile cranes. **No matter if you require focused illumination of the vehicle's work area, or wide illumination of the worksite, we've got you covered.** Our LED work lights for construction are all dustproof, waterproof, temperature- and weather-resistant. They have excellent vibration and shock resistance, an extraordinarily long lifetime and are made of top-quality components only.

PRO

GIVING YOU OPTIONS

In the PRO series we offer a wide range of light patterns and possibilities for customization. These work lights are equipped with die-cast brackets and a heavy-duty dampening system resistant to vibrations up to 15.3 Grms at 24-2000 Hz. With a light output of up to 4400 operational lumens, the upmarket work lights in our PRO series are tough to beat.

In the PRO series you'll find many useful work lights for demanding conditions and specific lighting needs, such as the best-seller Scorpius PRO or the precise Pictor. Perfect for mounting in tight spaces is the Canis PRO, offering a lot of lumens in a small package.

Ideal for improving safety on your work site are the Phenom Optics-equipped Canis and Scorpius PRO 415 PH. These work lights will not blind people working nearby or approaching your vehicle, thanks to the cleverly designed optics delivering a glare-free zone and efficient illumination of the work area.

The work lights in the PRO series are an excellent fit for a wide variety of construction vehicles like **backhoe loaders, asphalt track pavers, compactors, motor graders, excavators, tele handlers** and many more.



Market leader in construction industry

Light output of up to 4400 operational lm

Optimized light patterns for any construction vehicle













Maximum safety and high visibility



Check out the PRO range!





| Vehicles | Centaurus XTR | Scorpius XTR | Scorpius PRO | Canis PRO | Pictor |
|--|---------------|--------------|--------------|-----------|--------|
|  Articulated Truck | | • | • | • | |
|  Dump Truck | | • | | | |
|  Wheel Loader | • | • | • | • | |
|  Mobile Crane | • | • | | | |
|  Backhoe Loader | | | • | • | • |
|  Asphalt Track Paver | | | • | | |
|  Compactor | | | • | • | |
|  Motor Grader | | | • | • | |
|  Excavator | | | • | • | • |
|  Skid Steer Loader | | | | • | |
|  Tele Handler | | | • | • | • |
|  Lighting Mast | • | • | • | | |

Distributor



BRAKE SUPPLY
HEAVY EQUIPMENT
 PARTS and COMPONENTS

Brake Supply Co Inc
 5501 Foundation Blvd
 Evansville, IN 47725
 sales@brake.com
BRAKE.COM



NORDICLIGHTS
 nordiclights.com

NORDIC LIGHTS Ltd.
 P.O. Box 36
 FI-68601 Jakobstad
 FINLAND
 Tel. +358 20 1345 100